

Recipes for Success

Practical Activities to Help Your Child Succeed

JANUARY 2019

READING My reading resolutions

For the new year, encourage your child to create resolutions related to reading.

Ingredients: paper, pencil, glue, shoebox

Suggest that your youngster write reading goals on separate slips of paper and glue them all over the outside of a shoebox. Examples: "Try one new type of book every month." "Start a book club with friends."

Next, have him brainstorm ways to meet his goals, such as asking a friend to recommend a mystery book or finding at least two people who want to join a book club. He can write the ideas on slips of paper and put them inside the box.

When he needs motivation to stick to his resolution, he could reach into the box, pull out a slip, and do what it says.




MATH Fraction hide-and-seek

"We're going on a fraction hunt!" Your youngster can practice recognizing fractional parts with this activity.

Ingredients: 24 index cards, pencil, crayons, small paper bag

Help your child write fractions, such as $\frac{1}{2}$, $\frac{2}{3}$, $\frac{4}{6}$, and $\frac{6}{8}$, on 12 separate index cards. On a second set of cards, have her draw a picture to illustrate each fraction. For $\frac{4}{6}$, she could draw a cake with 6 slices and add sprinkles on 4. Or she might draw 8 buttons and color 6 of them to show $\frac{6}{8}$.

Hide the picture cards around the house, and put the fraction cards in the bag. Now take turns reaching into the bag, drawing a card, and searching for the matching picture.



Refrigerator Poster

Just hang your *Recipes* poster on the refrigerator and sneak in an activity when you have a few minutes. These fun activities will help develop school success and positive behavior. Check off each box as you complete the "recipe."

RESEARCH Jobs people do

Your youngster will build research skills—and maybe learn what he wants to be when he grows up—by interviewing relatives or neighbors about their jobs.

Ingredients: notebook, pencil, library books or internet access

Talk to your child about the jobs of people you know, and let him pick someone to interview. Perhaps his uncle is a sports broadcaster or your neighbor is a pediatrician. Have him write down questions to ask. Examples: "What do you do on a typical day?" "How did you train for your job?" He might like to read more about the field in books or online.

Then, ask him to share with you what he learned. Maybe he'll discover a job he'd like to have one day!



OBSERVATION

Boost your child's observation skills by making crayon rubbings. Let her peel the paper from a crayon and get several small, hard objects (key, coin). Take turns secretly choosing one, covering it with a sheet of paper, and rubbing over it with the side of the crayon. The other person looks closely and identifies the item you picked.



GRAMMAR

Have your youngster read a picture book or short magazine article and make a tally mark for each period, comma, question mark, and exclamation point. Ask him to count how many of each he found and say how they're used (comma—between a city and state; exclamation point—to show surprise).



Recipes for Success

Practical Activities to Help Your Child Succeed

JANUARY 2019

Character Corner

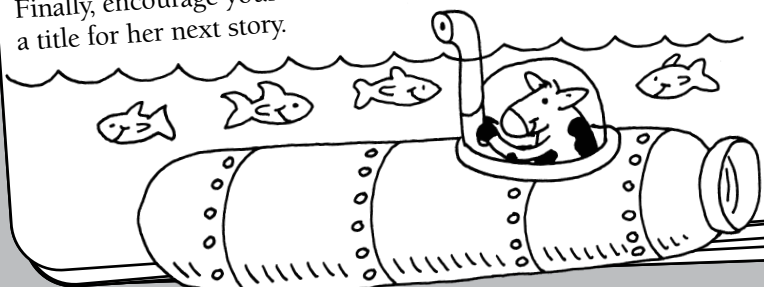

WRITING Pick a pizza topping

This pretend pizza helps your child come up with plenty of topics to write stories about— at home or in school.

Ingredients: paper, crayons, pencil

Have your youngster draw a large circle (a pizza), make lines to divide it into slices, and add pepperonis. She could label each slice with a favorite topic (“family,” “oceans”). Then, on each pepperoni, she should write a story title related to the topic on that slice. The “family” slice might include “My New Baby Brother” and “Our Camping Trip.” The “oceans” slice could have “A Submarine Adventure” and “The Little Dolphin.”

Finally, encourage your child to hang her pizza on the wall and pick a title for her next story.



Congratulations!

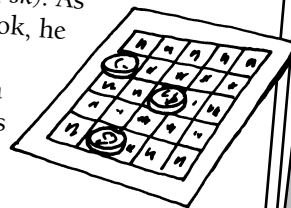
We finished _____ activities together on this poster.

Signed (parent or adult family member)

Signed (child)

PHONICS

Play bingo to call your youngster's attention to ending sounds. Have him draw a board with five rows and five columns. In each box, he writes a letter or letter combination (*m, d, ch, sk*). As you read a book, he could place a penny on each sound he hears at the end of a word.




GEOGRAPHY

Watch or read the news together, and have your child write down the name of a place where one of the stories took place. Help her find the location on a map or in an atlas, then trace the route she would take if she were a reporter leaving home to cover the story.



COUNTING

As you drive, have your youngster look for groups of items. First, ask him to spot a single object (1 delivery truck). Then, see if he can find something that comes in pairs (2 yellow lines on the road), threes (3 colors on a stoplight), and so on. What's the largest group of objects he can count?



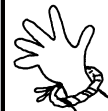
HONESTY

Use familiar stories to talk to your child about honesty. Think of an example of dishonesty (“Peter Rabbit snuck into the garden to eat vegetables”). Then, have your youngster think of something the character could have done instead to show integrity (asked for permission).



FRIENDSHIP

Encourage your child to make classmates feel special on their birthdays. She might create a friendship bracelet or write a song or poem about each friend to give as a birthday present.



POSITIVE ATTITUDE

Suggest that your youngster create a “positivity” journal. He can use it to draw or write about things that brightened his day (a new friend, a hug from Grandpa). Reading his journal is sure to put a smile on his face!



CREATIVITY

Give your child a bag filled with small household items such as toothpicks, craft sticks, spools, cotton swabs, and tape. Encourage her to design something using only these materials. Can she make a house, a car, or an animal?

